

UNIVERSAL FLOWER POP-UP CARD Template – Page 1 of 4

Print this page on usual office paper, e.g. the paper that you normally use on your inkjet printer or laser printer.

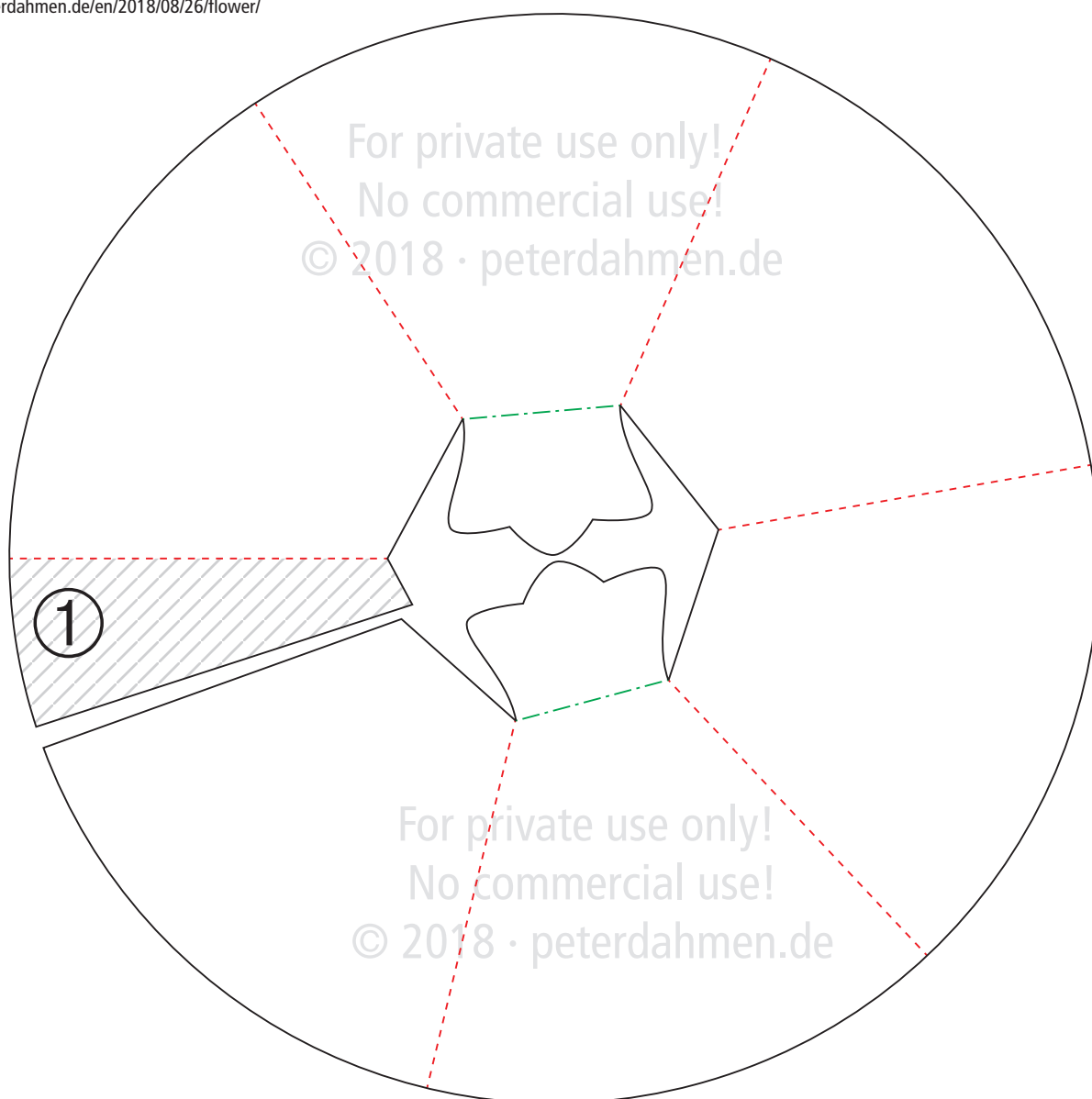
Use the printout as a template to transfer this image onto strong paper or light cardboard with a weight between 100 g/m² and 200 g/m²

Watch the video for detailed instructions.

Follow the instructions in this video tutorial on YouTube:
Universal Flower Pop-Up Card Tutorial – https://youtu.be/B4QkspUL_Cc

Download this template here:
<https://peterdahmen.de/en/2018/08/26/flower/>

- cutting line
- - - crease line (valley fold)
- · - · - crease line (mountain fold)
- //// adhesive area



For private use only! No commercial use!
Design: Peter Dahmen
© 2018 · www.peterdahmen.de

UNIVERSAL FLOWER POP-UP CARD Template – Page 2 of 4

Print this page on usual office paper, e.g. the paper that you normally use on your inkjet printer or laser printer.

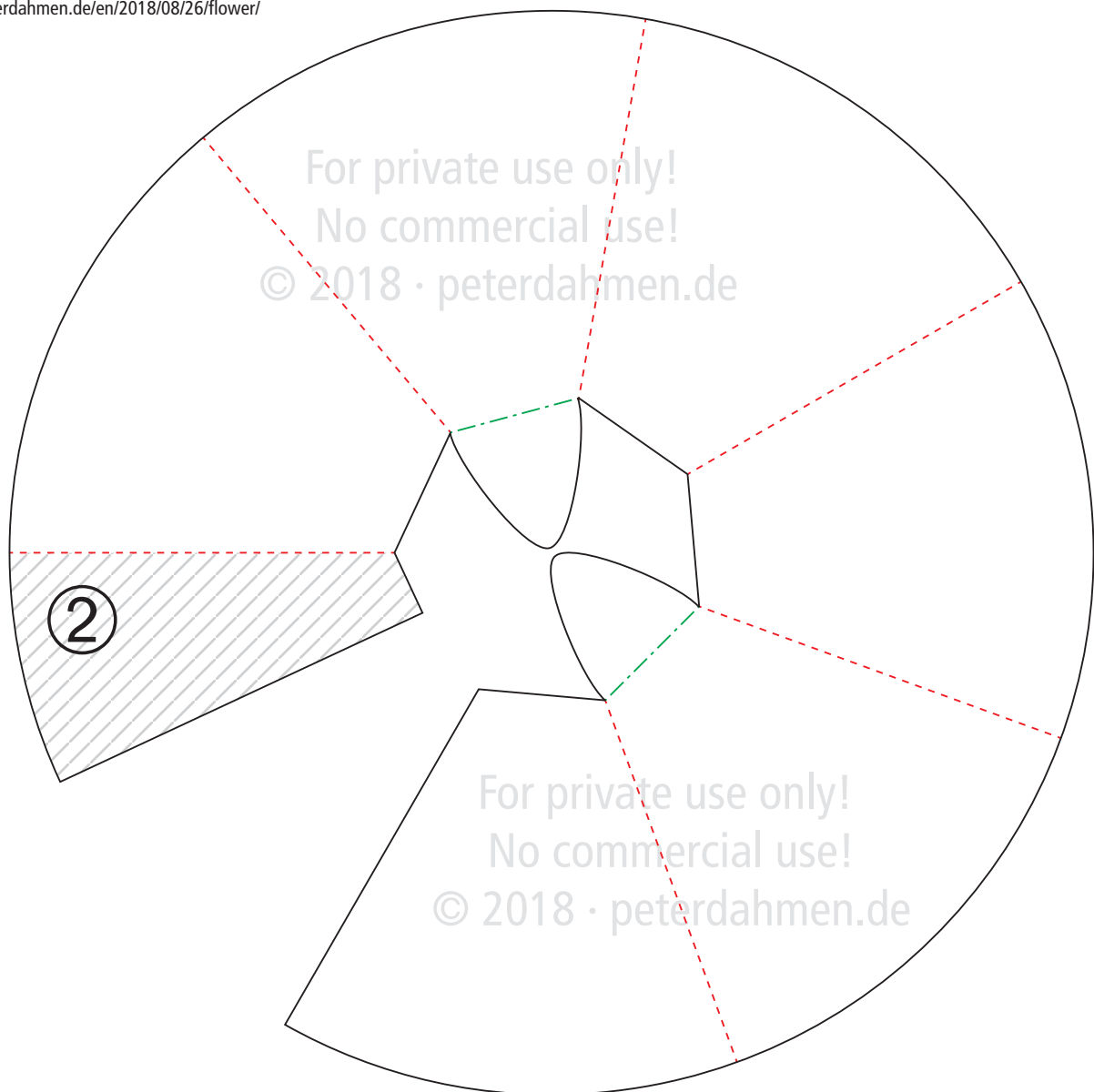
Use the printout as a template to transfer this image onto strong paper or light cardboard with a weight between 100 g/m² and 200 g/m²

- cutting line
- - - crease line (valley fold)
- · - · - crease line (mountain fold)
- //// adhesive area

Watch the video for detailed instructions.

Follow the instructions in this video tutorial on YouTube:
Universal Flower Pop-Up Card Tutorial – https://youtu.be/B4QkspUL_Cc

Download this template here:
<https://peterdahmen.de/en/2018/08/26/flower/>



For private use only! No commercial use!
Design: Peter Dahmen
© 2018 · www.peterdahmen.de

UNIVERSAL FLOWER POP-UP CARD Template – Page 3 of 4

Print this page on usual office paper, e.g. the paper that you normally use on your inkjet printer or laser printer.

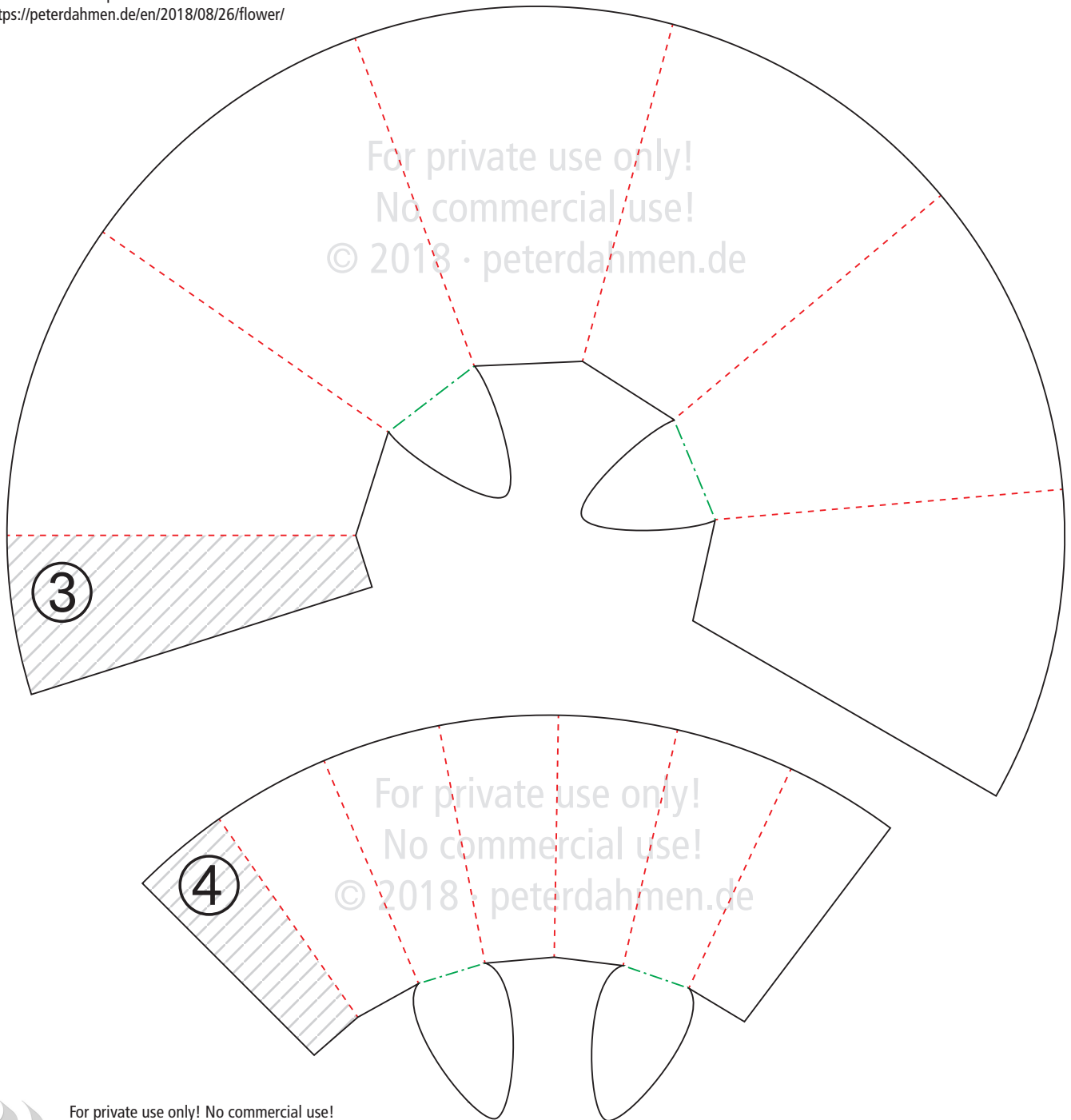
Use the printout as a template to transfer this image onto strong paper or light cardboard with a weight between 100 g/m² and 200 g/m²

- cutting line
- - - crease line (valley fold)
- · - · - crease line (mountain fold)
- //// adhesive area

Watch the video for detailed instructions.

Follow the instructions in this video tutorial on YouTube:
Universal Flower Pop-Up Card Tutorial – https://youtu.be/B4QkspUL_Cc

Download this template here:
<https://peterdahmen.de/en/2018/08/26/flower/>



UNIVERSAL FLOWER POP-UP CARD Template – Page 4 of 4

Print this page on usual office paper, e.g. the paper that you normally use on your inkjet printer or laser printer.

——— cutting line
- - - - - crease line (mountain fold)

Use the printout as a template to transfer this image onto strong paper or light cardboard with a weight between 150 g/m² and 300 g/m²

Watch the video for detailed instructions.

Follow the instructions in this video tutorial on YouTube:
Universal Flower Pop-Up Card Tutorial – https://youtu.be/B4QkspUL_Cc

Download this template here:
<https://peterdahmen.de/en/2018/08/26/flower/>

For private use only!
No commercial use!
© 2018 · peterdahmen.de



For private use only! No commercial use!
Design: Peter Dahmen
© 2018 · www.peterdahmen.de