


# Amazing Paper Pop Up Card




© 2011 · [www.peterdahmen.de](http://www.peterdahmen.de)

Follow the instructions in the video tutorial on YouTube: <https://youtu.be/7tNH9YO85hs>  
Find more free tutorials on my website: <https://peterdahmen.de/en/category/tutorials/>



For private use only! No commercial use!  
Design: Peter Dahmen  
© 2011 · [www.peterdahmen.de](http://www.peterdahmen.de)

# Amazing Paper Pop Up Card, Template 1 of 2 (Artwork)



——— cutting line    - - - - - mountain fold    ..... valley fold    // // // // adhesive area

Print on strong paper or light cardboard.


Follow the instructions in the video tutorial on YouTube: <https://youtu.be/7tNH9Y085hs>

Find more free tutorials on my website: <https://peterdahmen.de/en/category/tutorials/>



For private use only! No commercial use!  
Design: Peter Dahmen  
© 2011 · [www.peterdahmen.de](http://www.peterdahmen.de)

# Amazing Paper Pop Up Card, Template 2 of 2 (Backing Sheet)



Print on strong paper or light cardboard.

Follow the instructions in the video tutorial on YouTube: <https://youtu.be/7tNH9YO85hs>



For private use only! No commercial use!  
Design: Peter Dahmen  
© 2011 · www.peterdahmen.de