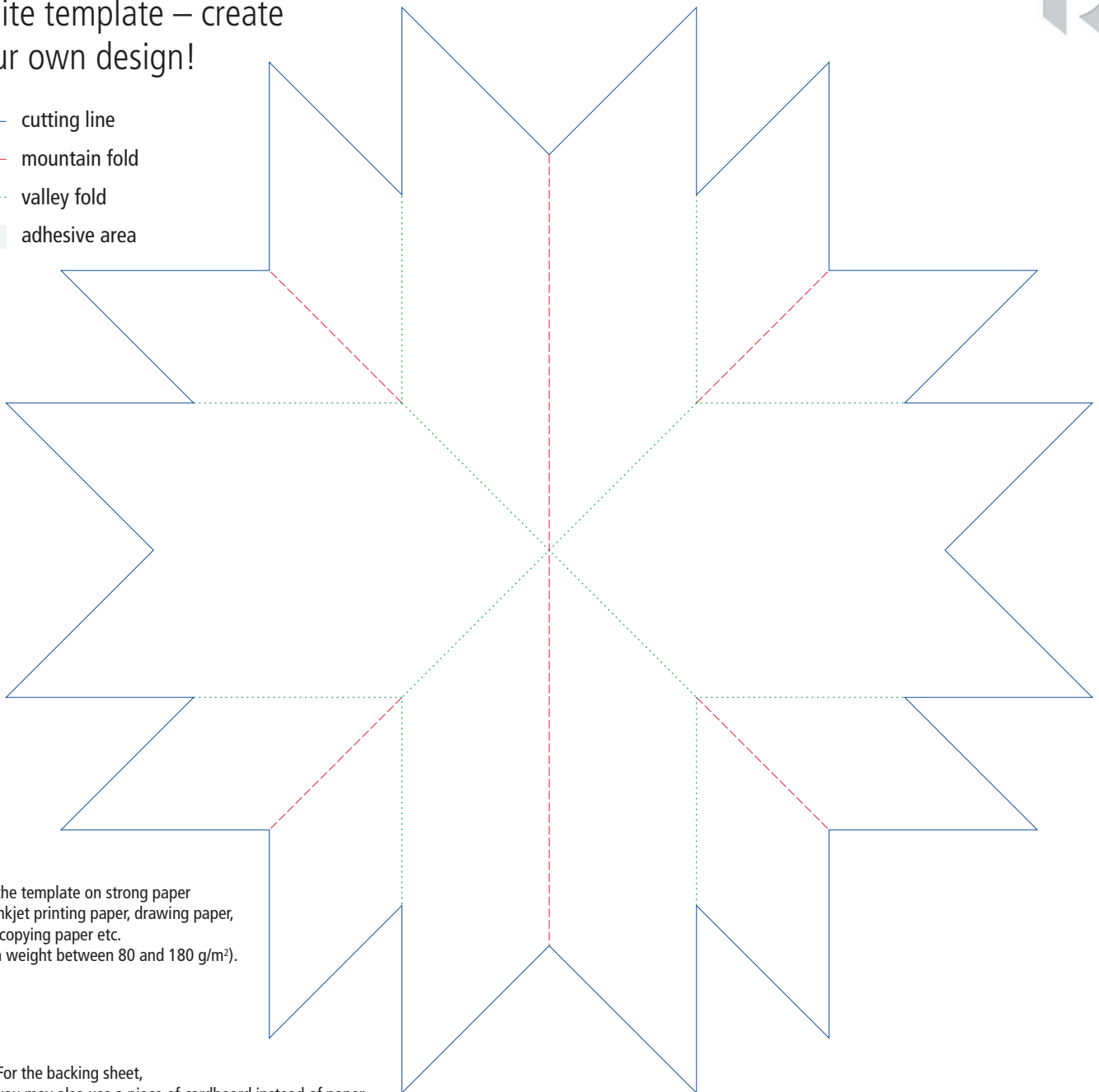


POP UP CARD „STAR“ – Page 1 of 3




white template – create
your own design!

- cutting line
- - - mountain fold
- ⋯ valley fold
- adhesive area



Print the template on strong paper
(e.g. inkjet printing paper, drawing paper,
photocopying paper etc.
with a weight between 80 and 180 g/m²).

↓ For the backing sheet,
you may also use a piece of cardboard instead of paper.
Or you can attach the pop-up-star to a ready-made card!



Download this template here:
www.peterdahmen.de/pd_papierdesign.html#star

Follow the instructions in this video tutorial on YouTube:
Last Minute Christmas Pop Up Card Tutorial
http://youtu.be/rNOIAXGxQ_c

Please visit my Facebook fanpage:
<http://www.facebook.com/Peter.Dahmen.Papierdesign>








For private use only! No commercial use!
Design: Peter Dahmen
© 2013 · www.peterdahmen.de

POP UP CARD „STAR“ – Page 2 of 3

colored template




-  cutting line
-  mountain fold
-  valley fold
-  adhesive area



Print the template on strong paper
(e.g. inkjet printing paper, drawing paper,
photocopying paper etc.
with a weight between 80 and 180 g/m²).

↓ For the backing sheet,
you may also use a piece of cardboard instead of paper.
Or you can attach the pop-up-star to a ready-made card!



Download this template here:
www.peterdahmen.de/pd_papierdesign.html#star

Follow the instructions in this video tutorial on YouTube:
Last Minute Christmas Pop Up Card Tutorial
http://youtu.be/rNOIAXGxQ_c

Please visit my Facebook fanpage:
<http://www.facebook.com/Peter.Dahmen.Papierdesign>



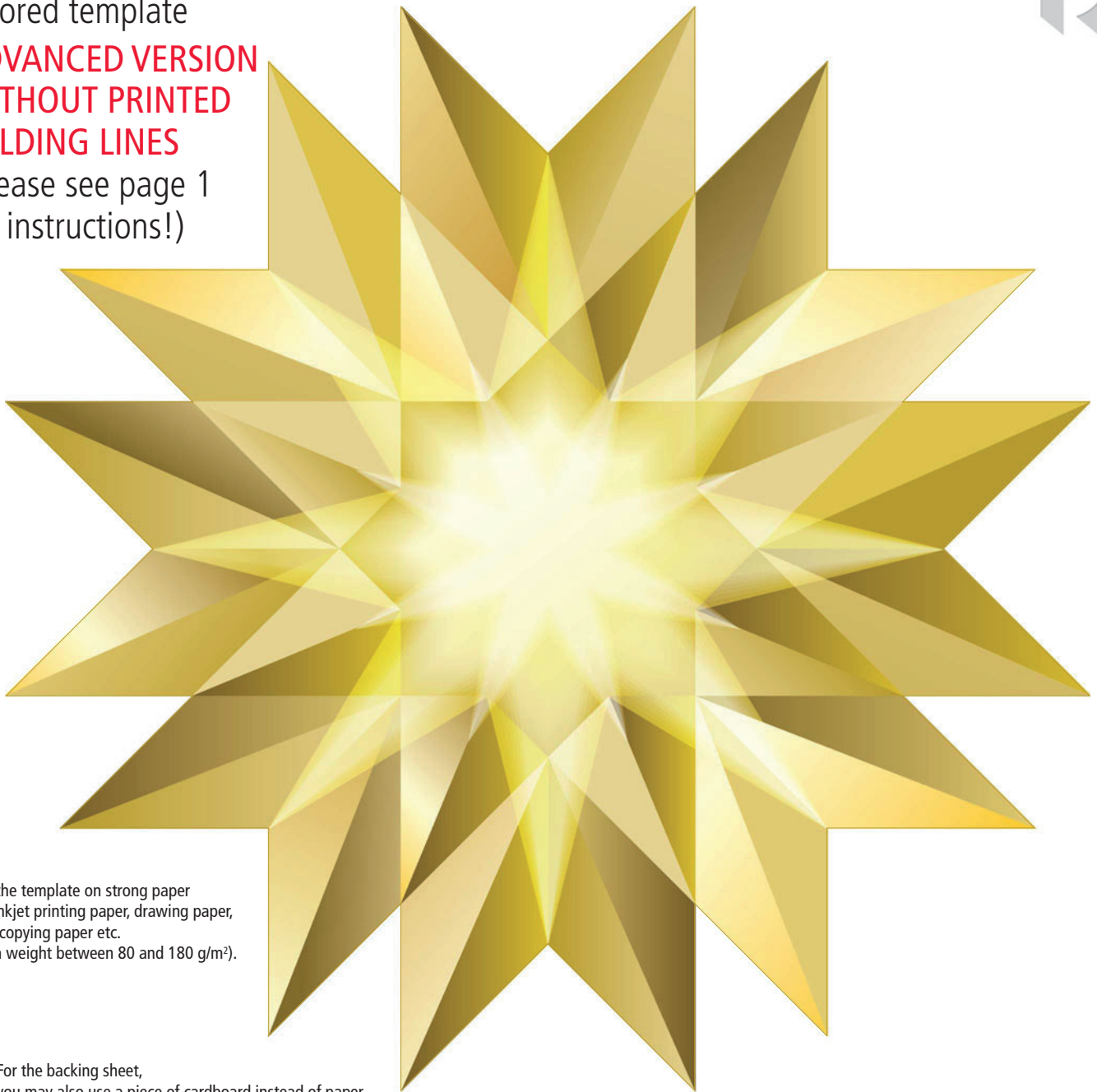
For private use only! No commercial use!
Design: Peter Dahmen
© 2013 · www.peterdahmen.de

POP UP CARD „STAR“ – Page 3 of 3

colored template


**ADVANCED VERSION
WITHOUT PRINTED
FOLDING LINES**

(Please see page 1
for instructions!)



Print the template on strong paper
(e.g. inkjet printing paper, drawing paper,
photocopying paper etc.
with a weight between 80 and 180 g/m²).

↓ For the backing sheet,
you may also use a piece of cardboard instead of paper.
Or you can attach the pop-up-star to a ready-made card!



Download this template here:
www.peterdahmen.de/pd_papierdesign.html#star

Follow the instructions in this video tutorial on YouTube:
Last Minute Christmas Pop Up Card Tutorial
http://youtu.be/rNOIAXGxQ_c

Please visit my Facebook fanpage:
<http://www.facebook.com/Peter.Dahmen.Papierdesign>



For private use only! No commercial use!
Design: Peter Dahmen
© 2013 · www.peterdahmen.de